



RAPID RAMPAGE



EDITOR

FOR

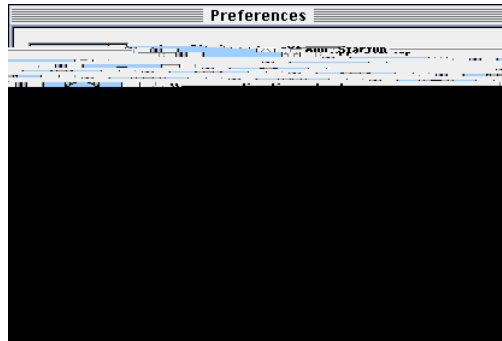
QUICK

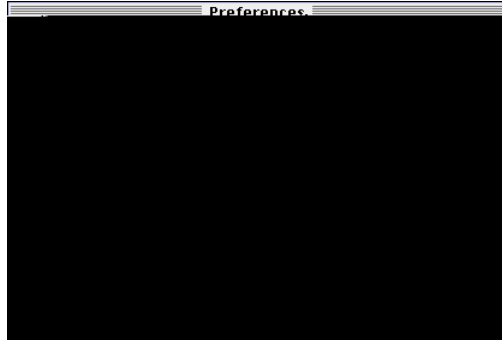
X









- No resolution picture requires at least 16Mb RAM and more if you are working with high resolution pictures


















Automatic Process

mic  Automatically process the panorama
node to which panel?







The PLAYBACK Panel

After Compose is complete, click the



Camera Mounts

We at Panimation feel strongly that your best QTnR panoramas are achieved using the best equipment to record precisely aligned image "toolbox"

ed) camera mount or rig should be anothe

